



District Report Card: 2017


State: Haryana	District: Fatehabad
Class: 3	Subject: Language
Schools: 61	Students: 1105


Participation/Coverage


Students

 GENDER	Boys		Girls	
	Number	%	Number	%
	586	53.03	519	46.97

 AREA	Rural		Urban	
	Number	%	Number	%
	1007	91.13	98	8.87

 CATEGORY	SC		ST		OBC		GEN	
	Number	%	Number	%	Number	%	Number	%
	800	72.40	0	0.00	171	15.48	134	12.13

 CWSN	LD	VI	HI	S&LD	ID	Oth
	3	1	1	1	1	3

 Management	Government		Government-aided	
	Number	%	Number	%
	1105	100.00	0	0.00

Average Performance of Students in Language (%)

Overall	Gender		Area		Management		Social Group			
	Male	Female	Rural	Urban	Govt.	Aided	SC	ST	OBC	GEN
61.44	59.64	63.48	60.99	66.05	61.44	0.00	59.96	0.00	65.81	64.73

Performance on Learning Outcomes (LOs)

Learning Outcomes	Description	Average Performance(%)
L304	Reads small texts with comprehension i.e., identifies main ideas, details, sequence and draws conclusions	62.96
L312	Reads printed scripts on the classroom walls: poems, posters, charts etc.	58.41

Range of Performance of Students who Answered Correctly							
Below 30%		30% - 50%		50% - 75%		Above 75%	
Number	%	Number	%	Number	%	Number	%
131	11.86	211	19.10	401	36.29	362	32.76

Lowest Performing Learning Outcomes (LOs)

1 - Reads printed scripts on the classroom walls: poems, posters, charts etc. (58.41)

2 - Reads small texts with comprehension i.e., identifies main ideas, details, sequence and draws conclusions (62.96)